

# Long Handled Sponges

**Long  
Sponge**

HA075010



**Buff  
Sponge**

HA078010




**Toe/Foot  
Cleaner**

HA079010



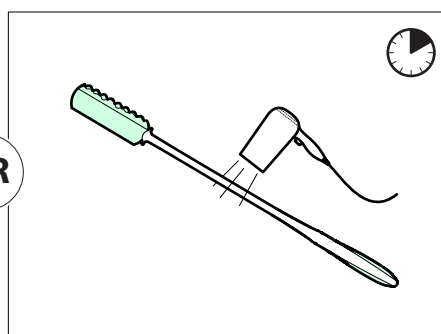
## Instructions For Bending The Handle

The sponge handle can be reformed to help clean difficult-to-reach areas such as the back and neck.

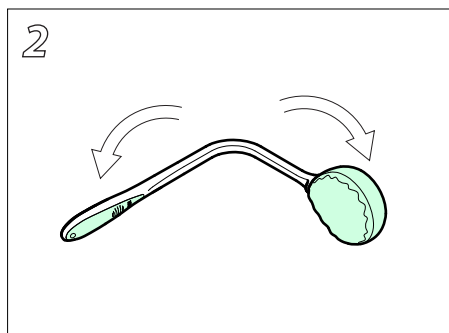


Slowly pour a kettle of boiling water over the handle to soften the plastic.


OR



Alternatively, heat the handle with a hair dryer for 5-10 mins until it is easy to bend.



Bend the handle to the desired angle and hold in position. Hold with a towel if it is too hot.



Cool the handle under cold water for a few minutes to 'fix' the angle.



### Caution

Boiling water and steam can cause severe burns; exercise extreme caution. Avoid getting boiling water in the sponge head as this will present a scalding hazard.

Bromyard Road, Ledbury,  
Hereford HR8 1NS

Tel: 01531 635678

Fax: 01531 635670

sales@helpinghand.co.uk

www.helpinghand.co.uk



Leaflet No. ZL0140  
Issue 2



The **Helping Hand**  
company

Essential aids for daily living